Barre Chords – what we have learned so far!

'Barre Chords' are called that because they involve using the FIRST finger as a bar across the strings. An 'Open Chord' shape is then placed after the bar and allowed to move up and down the fretboard to create new chords.

Every time you move the barre + shape (Barre Chord) the chord you are playing changes in pitch, either HIGHER as you move UP the neck of the guitar or LOWER as you move back DOWN the neck.

Learning the 'Musical Alphabet' is essential in getting to grips with Barre Chords as that will give you the information you need to understand what chord you are playing. Let's use some of these Barre Chords to play a couple of songs... 'Skyfall' by Adele and 'Under The Bridge' by Red Hot Chilli Peppers.

E shape barre chord

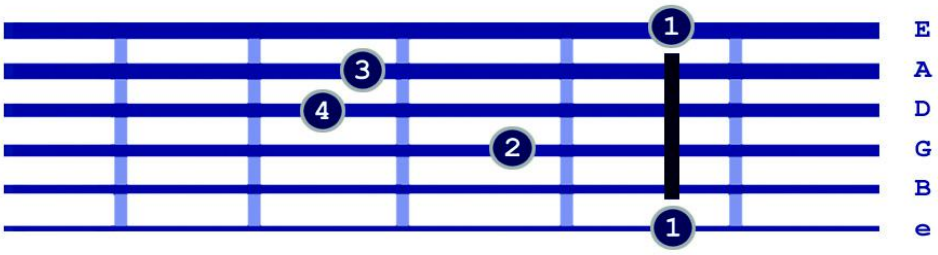

FRET: 7=B 6=Bb 5=A 4=G# 3=G 2=F# 1=F 0=E

A shape barre chord

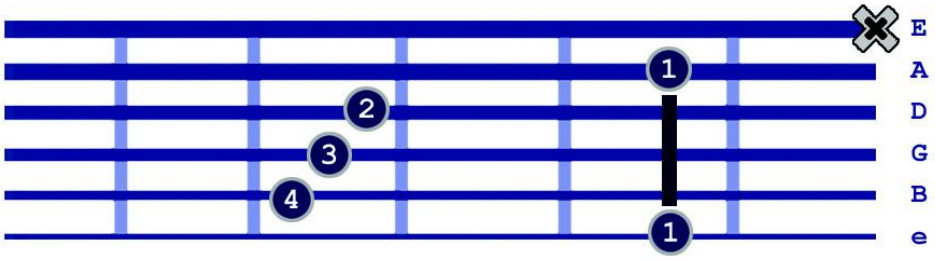

FRET: 7=E 6=Eb 5=D 4=C# 3=C 2=B 1=Bb 0=A

A^m shape barre chord

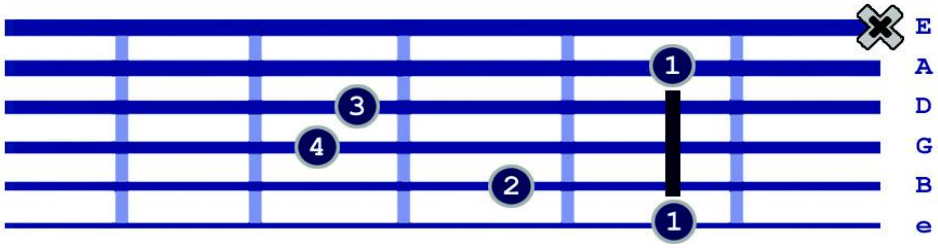

FRET: 7=E^m 6=Eb^m 5=D^m 4=$C\#^m$ 3=C^m 2=B^m 1=Bb^m 0=A^m

E^m shape barre chord

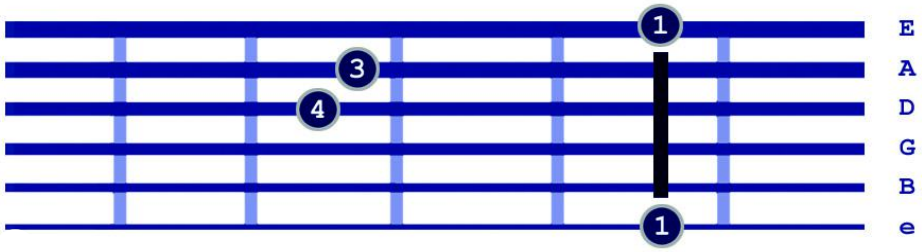

FRET: 7=Bm 6=Bbm 5=Am 4=G#m 3=Gm 2=F#m 1=Fm 0=Em

www.funkypunk.org.uk ©2013 FunkyPunk Music 2013